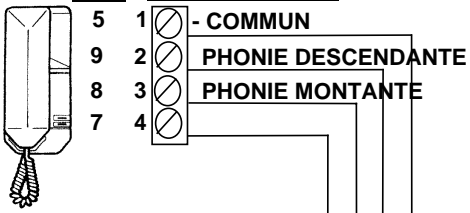
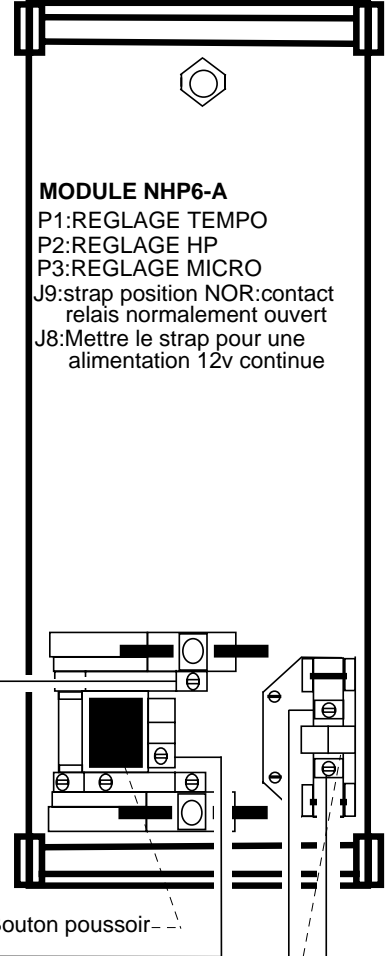
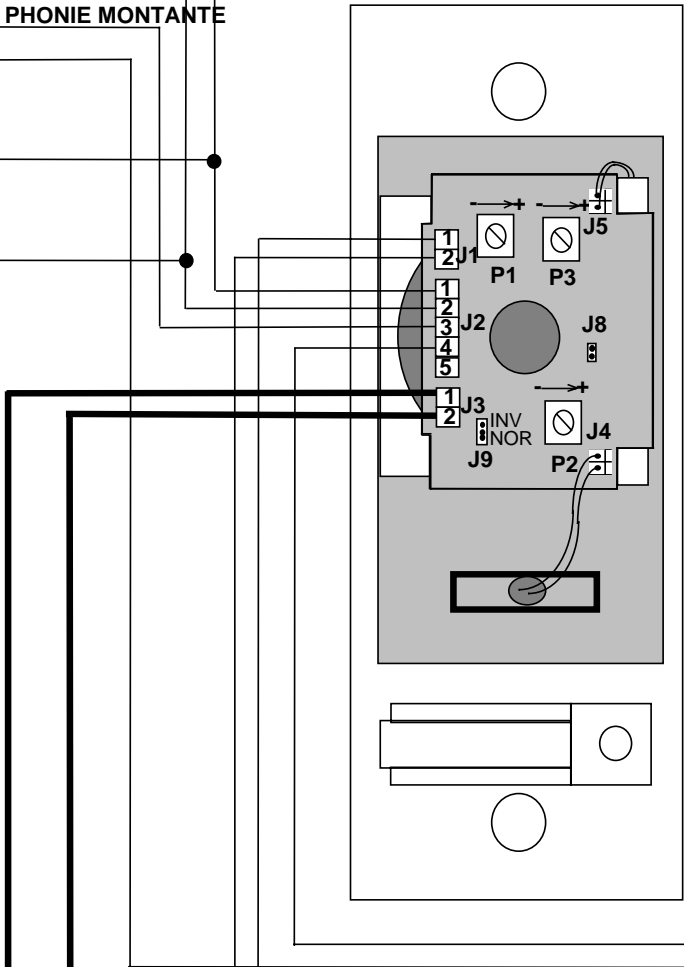


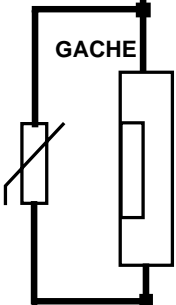
COMBINE BPT
C200 E/200-E/201-E/220



BOUTON INTERIEUR

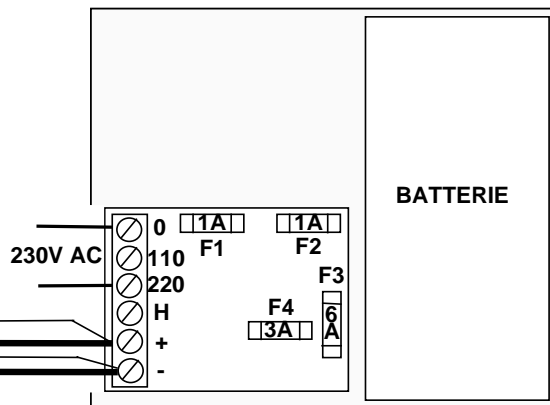


MODULE NHP6-A
P1:REGLAGE TEMPO
P2:REGLAGE HP
P3:REGLAGE MICRO
J9:strap position NOR:contact relais normalement ouvert
J8:Mettre le strap pour une alimentation 12v continue



ALIMENTATION AS1260

Eclairage platine-



VARISTANCE DE PROTECTION

F1:Primaire transfo
F2:Charge batterie
F3:Sortie +-
F4:Secondaire transfo

RACCORDEMENT COMBINES BPT E/200-E/201-E/220-C200 ET MODULE HP/MICRO NHP6-A

NORALSY

Siège social : 37, rue GAY LUSSAC
94430 CHENNEVIERES